



## RFU CHAMPIONSHIP STATS

### STANDINGS

Bristol reduced Exeter's lead at the top of the RFU Championship table by a point as they ran in 4 tries at home against Birmingham & Solihull while the leaders needed a late try from Chris Budgen to claim 4 points against Doncaster Knights.

Coventry and Bedford Blues scored 5 tries between them as they fought out a 15 all draw at the Ricoh Arena, and there were tight finishes at London Welsh and Plymouth Albion as the home teams triumphed by 5 points in each game. But the most dramatic game of the weekend was at Billesley Common where a Nick Jackson try 3 minutes from time, converted by Robert Cook, gave Cornish Pirates a 19 – 20 win after they had trailed 19 – 0 at half time.

Team	P	W	D	L	F	A	Diff	B Pts	Pts
Exeter Chiefs	12	12	0	0	379	194	185	5	53
Bristol Rugby	12	10	0	2	354	204	150	8	48
Nottingham	12	7	0	5	298	253	45	6	34
Bedford Blues	12	6	1	5	310	202	108	6	32
Cornish Pirates	12	7	0	5	295	250	45	3	31
London Welsh*	12	7	0	5	255	212	43	5	28
Moseley	12	5	0	7	262	329	-67	5	25
Plymouth Albion	12	5	0	7	208	273	-65	4	24
Coventry	12	4	1	7	209	257	-48	4	22
Rotherham Titans	12	4	0	8	219	295	-76	5	21
Doncaster Knights	12	4	0	8	207	221	-14	4	20
Birmingham & Solihull†	12	0	0	12	160	466	-306	2	-13

\* London Welsh deducted 5 points

† Birmingham & Solihull deducted 15 points

In Stage 2 of the RFU Championship, clubs in yellow will play in Pool A, clubs in green will play in Pool B. The clubs below the dotted line will play in Pool C.

### THIS WEEK'S RESULTS

#### Friday, 4<sup>th</sup> December 2009

Coventry 15 – 15 Bedford Blues

#### Saturday, 5<sup>th</sup> December 2009

Doncaster Knights 9 – 14 Exeter Chiefs

London Welsh 19 – 14 Nottingham

Moseley 19 – 20 Cornish Pirates

Plymouth Albion 20 – 15 Rotherham Titans

#### Sunday, 6<sup>th</sup> December 2009

Bristol Rugby 28 – 0 Birmingham & Solihull

### UPCOMING FIXTURES

#### Saturday 12<sup>th</sup> December

Bedford Blues – Plymouth Albion

Birmingham & Solihull – London Welsh

Exeter Chiefs – Coventry

Rotherham Titans – Bristol Rugby

#### Sunday 13<sup>th</sup> December

Cornish Pirates – Doncaster

Nottingham – Moseley



## POINTS

### TOP TRY SCORERS

Player	Club	Tries
<b>Dan Norton</b>	Bristol	9
<b>Blair Cowan</b>	Cornish Pirates	7
<b>Luke Fielden</b>	Bedford	6
<b>Tom Arscott</b>	Bristol	6
<b>Wes Davies</b>	Cornish Pirates	6
<b>Matthew Jess</b>	Exeter Chiefs	6
<b>Richard Baxter</b>	Exeter Chiefs	6
<b>Nathan Bressington</b>	Moseley	6

### Hat-Tricks

Ian Davey

Richard Baxter

Tom Arscott

**Bedford Blues** v Birmingham & S

**Exeter Chiefs** v Rotherham Titans

**Bristol** v Coventry

10<sup>th</sup> October 2009

24<sup>th</sup> October 2009

30<sup>th</sup> October 2009

### TOP POINTS SCORERS

Player	Club	Tries	Conv	Pens	DG	Total
<b>Gareth Steenson</b>	Exeter Chiefs		29	24		<b>130</b>
<b>Adrian Jarvis</b>	Bristol		28	22		<b>122</b>
<b>Aled Thomas</b>	London Welsh	2	12	25		<b>109</b>
<b>Jonny West</b>	Rotherham		11	26	3	<b>109</b>
<b>Tristan Roberts</b>	Moseley		11	24		<b>94</b>
<b>Kieran Hallett</b>	Plymouth	2	9	16	2	<b>82</b>
<b>James Pritchard</b>	Bedford	2	14	14		<b>80</b>
<b>Alistair Warnock</b>	Doncaster	1	13	12	3	<b>76</b>
<b>Greig Tonks</b>	Nottingham		18	13		<b>75</b>
<b>Dan Norton</b>	Bristol	9				<b>45</b>

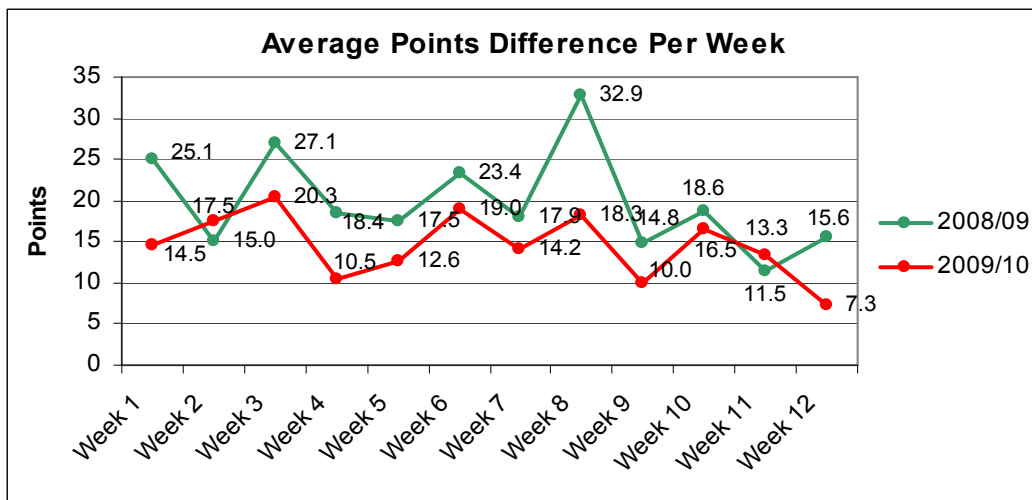
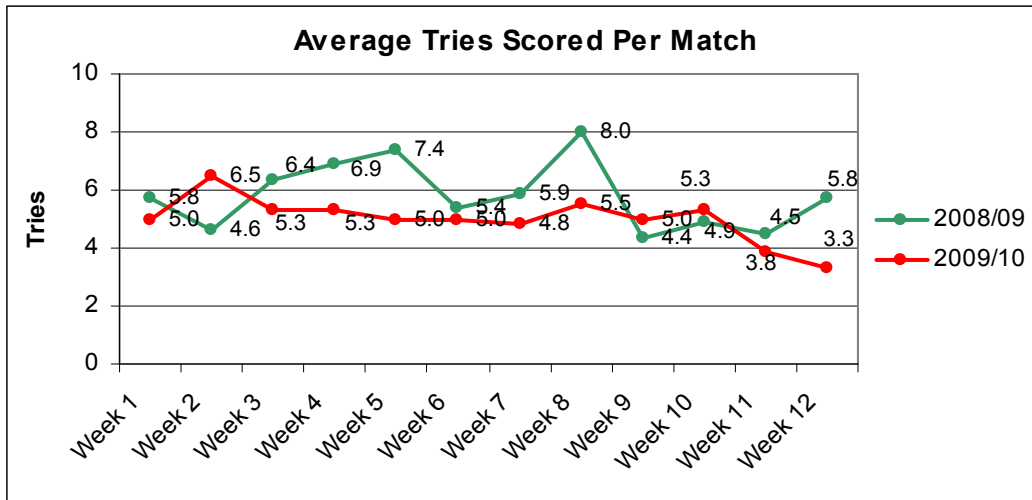
### TRIES BY CLUB

	Weeks 1-7	Week 8	Week 9	Week 10	Week 11	Week 12	Total
<b>Exeter</b>	28	6	2	5	3	1	<b>73</b>
<b>Bristol</b>	22	1	8	5	5	4	<b>67</b>
<b>Bedford</b>	28	2	1	3	2	2	<b>66</b>
<b>Nottingham</b>	27	4	3	1	1	1	<b>64</b>
<b>Cornish Pirates</b>	18	9	2	3	0	2	<b>52</b>
<b>London Welsh</b>	21	2	0	1	3	2	<b>50</b>
<b>Moseley</b>	19	1	2	3	1	1	<b>46</b>
<b>Coventry</b>	12	3	3	1	2	3	<b>36</b>
<b>Plymouth A</b>	11	1	5	1	4	2	<b>35</b>
<b>Birmingham</b>	15	1	1	1	0	0	<b>33</b>
<b>Doncaster</b>	10	2	2	5	1	0	<b>30</b>
<b>Rotherham</b>	11	1	1	3	1	2	<b>30</b>
<b>Total</b>	<b>222</b>	<b>33</b>	<b>30</b>	<b>32</b>	<b>23</b>	<b>20</b>	<b>360</b>



**TRY SCORING TRENDS**

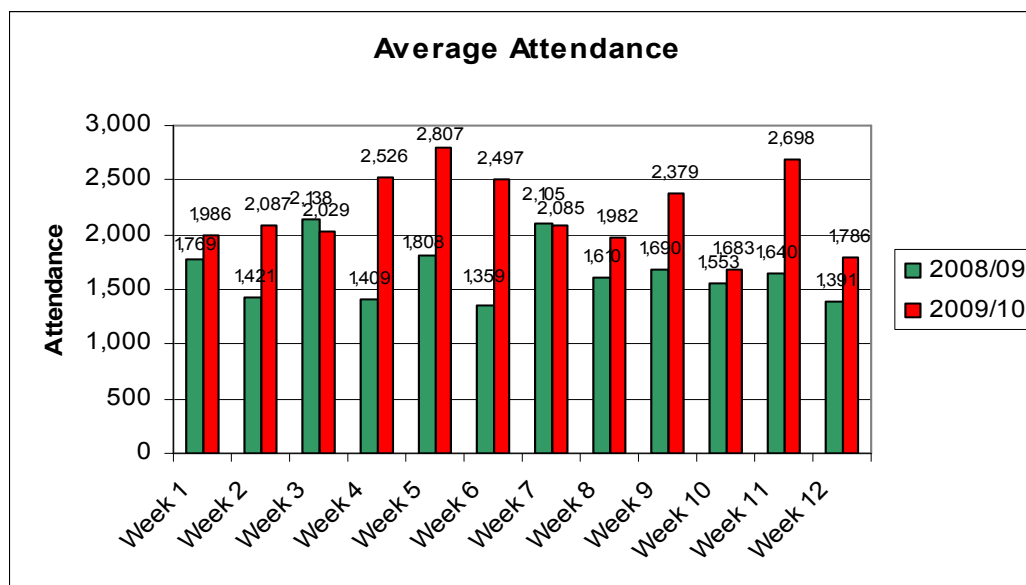
Another wet and windy weekend saw 5 of the round’s 6 matches end with the losers only a try away from at least a draw as clubs jostle for playoff positions. There may have been fewer tries but that certainly hasn’t meant the contests have been any less enthralling.





## ATTENDANCES

Attendances in week 12 may not have reached the heights of earlier weekends but once again they exceeded last year's figures for both the same weekend and for the season average.



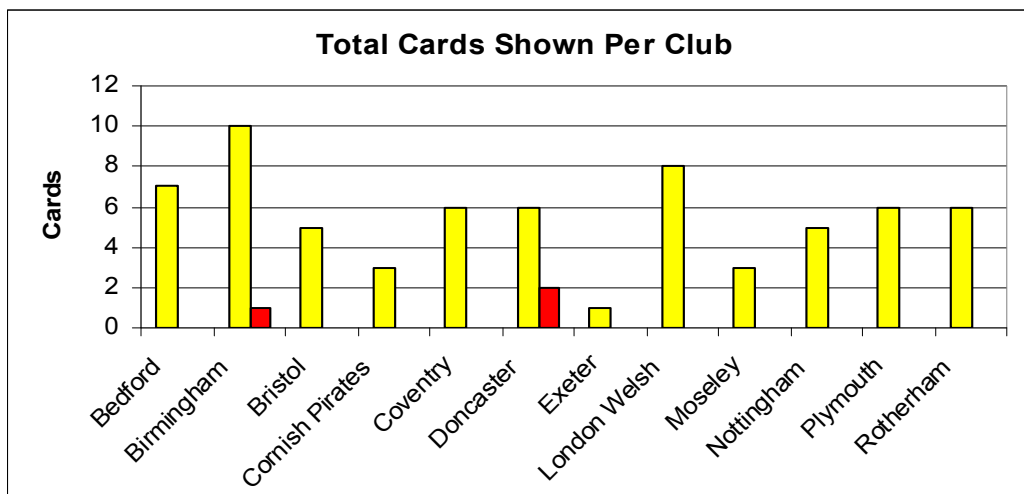
## ATTENDANCE FIGURES

	17-Oct	24-Oct	31-Oct	07-Nov	14-Nov	05-Dec	Club Total
<b>Bedford</b>			3,297		2,282		<b>15,678</b>
<b>Birmingham &amp; S</b>	367		1,084		477		<b>3,640</b>
<b>Bristol</b>	5,149		4,839		4,784	4,440	<b>35,437</b>
<b>Cornish Pirates</b>		2,530		2,465			<b>14,437</b>
<b>Coventry</b>	1,313	1,076		1,133		1,306	<b>9,652</b>
<b>Doncaster</b>		1,907		1,312		1,365	<b>10,401</b>
<b>Exeter</b>		3,828			6,158		<b>23,009</b>
<b>London Welsh</b>	1,980		1,690		874	910	<b>9,344</b>
<b>Moseley</b>		964		978		901	<b>6,239</b>
<b>Nottingham</b>		1,584		1,216			<b>7,297</b>
<b>Plymouth</b>	2,395		2,078	2,993		1,795	<b>17,744</b>
<b>Rotherham</b>	1,304		1,287		1,610		<b>6,588</b>
<b>Sub Total</b>	<b>12,508</b>	<b>11,889</b>	<b>14,275</b>	<b>10,097</b>	<b>16,185</b>	<b>10,717</b>	<b>159,466</b>
<b>Average per Game</b>	2,085	1,982	2,379	1,683	2,698	1,786	2,416

Highest            6,895    Bristol v Exeter Chiefs            October 4<sup>th</sup>  
 Lowest            367      Birmingham v Exeter Chiefs      October 17<sup>th</sup>



## DISCIPLINE



## CARDS BY TYPE

Week 12	Yellow Cards			Red	Total Cards
	Technical	Foul Play	Total		
2008/09	7	1	8	0	8
2009/10	1	7	8	0	8

Season	Yellow Cards			Red	Total Cards
	Technical	Foul Play	Total		
2008/09	76	31	107	2	109
2009/10	37	29	66	3	69

## CARDS BY CLUB

By Club	Yellow	YR	Total Red	Total
Bedford	7			7
Birmingham	10		1	11
Bristol	5			5
Cornish Pirates	3			3
Coventry	6			6
Doncaster	6	1	2	8
Exeter	1			1
London Welsh	8			8
Moseley	3			3
Nottingham	5			5
Plymouth	6			6
Rotherham	6			6
<b>Total</b>	<b>66</b>	<b>1</b>	<b>3</b>	<b>69</b>