



RFU CHAMPIONSHIP STATS

STANDINGS

For the second week running two games were lost to the weather but where rugby was possible the crowds were kept entertained. League leaders Bristol recorded the first win of 2010 on New Year's Day in front of the season's highest crowd of 7,714 and ran in five tries against Cornish Pirates. London Welsh inflicted Exeter Chiefs' third straight defeat with a last minute try from Guy Mercer converted by Gordon Ross giving the home team a 12 – 10 victory.

Bedford Blues took the opportunity to move into 4th place with a comfortable 10 – 49 win at Birmingham & Solihull and Moseley leapfrogged Plymouth Albion into the seventh play-off spot as they came away from the south west with a 10 -20 win.

Team	P	W	D	L	F	A	Diff	B Pts	Pts
- Bristol Rugby	16	14	0	2	462	251	211	11	67
- Exeter Chiefs	16	13	0	3	463	265	198	7	59
↑ London Welsh	16	10	0	6	349	282	67	8	43
↑ Bedford Blues	16	8	1	7	421	291	130	8	42
↓ Cornish Pirates	16	9	0	7	393	312	81	5	41
↓ Nottingham	13	8	0	5	328	268	60	7	39
↑ Moseley	16	7	0	9	326	403	-77	5	33
↓ Plymouth Albion	16	7	0	9	267	368	-101	4	32
<hr style="border-top: 1px dashed black;"/>									
- Doncaster Knights	14	6	0	8	233	234	-1	4	28
- Rotherham Titans	14	4	0	10	243	340	-97	7	23
- Coventry	15	4	1	10	252	355	-103	5	8
- Birmingham & Solihull	14	0	0	14	176	544	-368	2	-13

* London Welsh deducted 5 points

† Birmingham & Solihull and Coventry deducted 15 points

In Stage 2 of the RFU Championship, clubs in yellow will play in Pool A, clubs in green will play in Pool B. The clubs below the dotted line will play in Pool C.

THIS WEEK'S RESULTS

Friday 1st January

Bristol Rugby 31 – 15 Cornish Pirates

Saturday 2nd January

Birmingham & Solihull 10 – 49 Bedford Blues

Coventry P – P Doncaster Knights

London Welsh 12 – 10 Exeter Chiefs

Plymouth Albion 10 – 20 Moseley

Rotherham Titans P – P Nottingham

UPCOMING FIXTURES

Wednesday 6th January

Birmingham & Solihull – Nottingham

Saturday 9th January

Bedford Blues – Rotherham Titans

Doncaster Knights – Plymouth Albion

Exeter Chiefs – Birmingham & Solihull

Moseley – Bristol Rugby

Sunday 10th January

Cornish Pirates – London Welsh

Nottingham – Coventry



POINTS

TOP TRY SCORERS

Player	Club	Try
Dan Norton	Bristol	11
Tom Arscott	Bristol	9
Luke Fielden	Bedford	7
Blair Cowan	Cornish Pirates	7
Matthew Jess	Exeter Chiefs	7
Errie Claasens	London Welsh	7
Ian Davey	Bedford	6
Jack Adams	Bristol	6
Wes Davies	Cornish Pirates	6
Richard Baxter	Exeter Chiefs	6
Nathan Bressington	Moseley	6

Hat-Tricks

Ian Davey	Bedford Blues v Birmingham & S	10 th October 2009
Richard Baxter	Exeter Chiefs v Rotherham Titans	24 th October 2009
Tom Arscott	Bristol v Coventry	30 th October 2009

TOP POINTS SCORERS

Player	Club	Tries	Conv	Pen	Drop	Total Pts
Gareth Steenson	Exeter Chiefs		30	29		147
Tristan Roberts	Moseley	1	14	34	1	138
Adrian Jarvis	Bristol		32	24		136
Aled Thomas	London Welsh	2	16	27		123
James Pritchard	Bedford	3	21	21		120
Jonny West	Rotherham Titans		11	26	3	109
Kieran Hallett	Plymouth Albion	4	11	16	2	96
Robert Cook	Cornish Pirates	4	14	14		90
Alistair Warnock	Doncaster	1	16	12	3	82
Greig Tonks	Nottingham		18	13		75

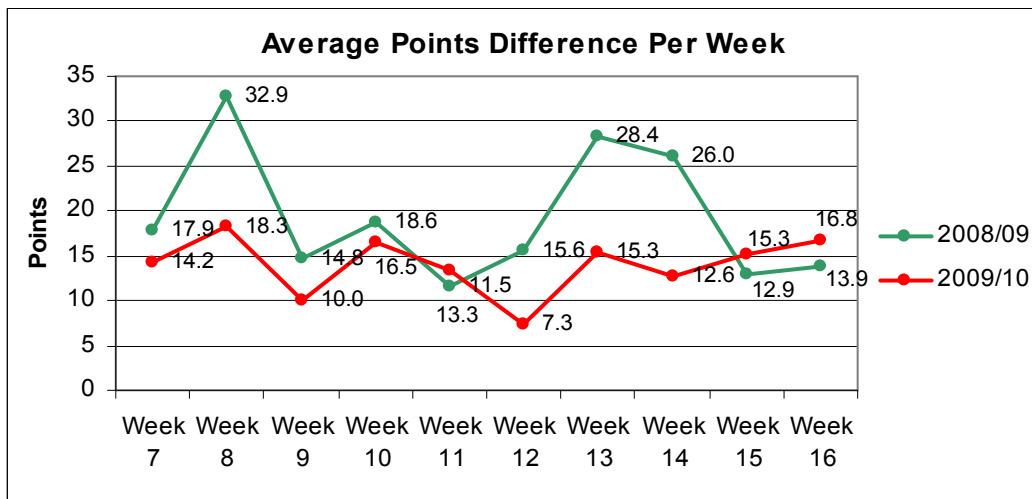
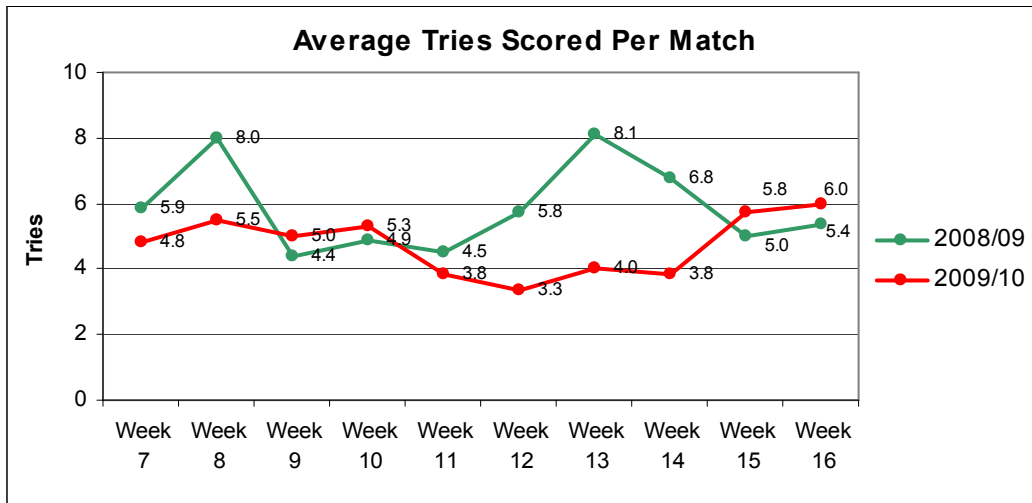
TRIES BY CLUB

	Weeks 1-11	Week 12	Week 13	Week 14	Week 15	Week 16	Total
Bristol	41	4	3	5	4	5	62
Exeter	44	1	6	1	1	2	55
Bedford	36	2	1	1	3	8	51
Cornish P	32	2	1	3	7	2	47
Nottingham	36	1	4	0	P	P	41
London Welsh	27	2	4	3	2	2	40
Moseley	26	1	0	0	2	3	32
Coventry	21	3	1	2	3	P	30
Plymouth A	22	2	2	2	1	1	30
Doncaster	20	0	2	2	P	P	24
Rotherham	17	2	0	4	P	P	23
Birmingham	18	0	0	0	P	1	19
Total	340	20	24	23	23	24	454



TRY SCORING TRENDS

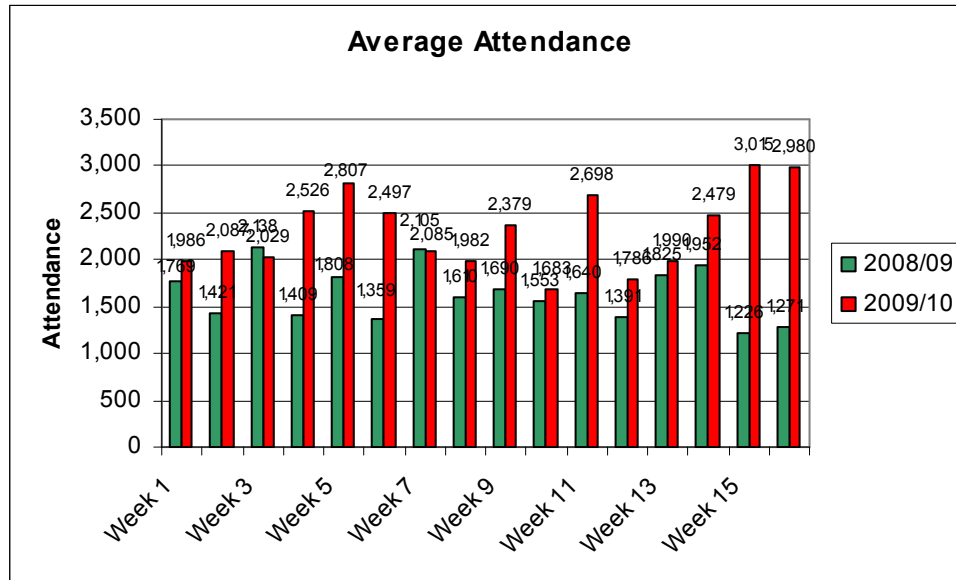
The temperatures may have stayed chilly but Bristol and Bedford defied the conditions to secure bonus point victories and boost the try average for the weekend. The other two matches were tighter affairs with London Welsh squeaking past Exeter and Moseley scoring three tries to Plymouth's one and coming away from Brickfields with four points.





ATTENDANCES

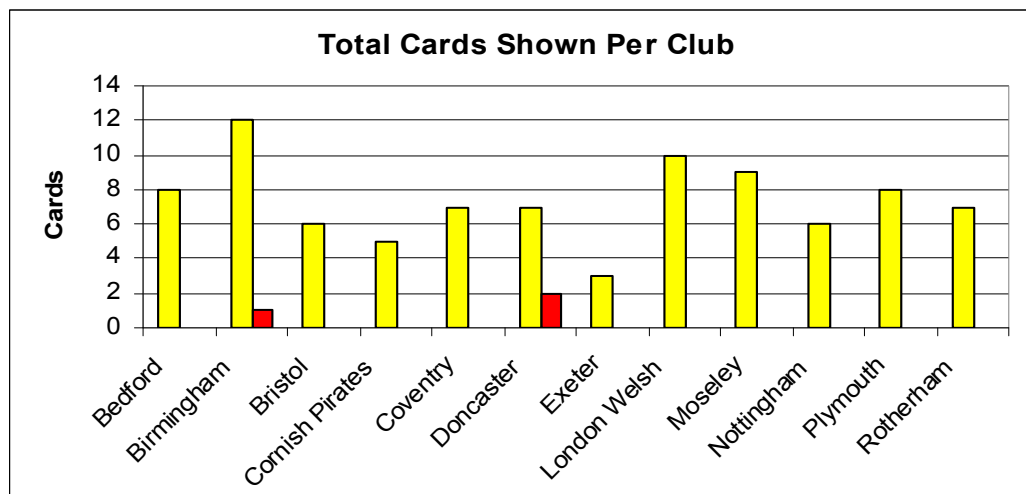
Average attendances at the four games played in Week 16 couldn't quite match those of the week before but were still the second highest of the season at 2,980. Bristol's crowd of 7,714 was the highest of the season so far, passing the 7,405 who saw Exeter vs Bristol on Boxing Day.



ATTENDANCE FIGURES

	14-Nov	05-Dec	12-Dec	19-Dec	26-Dec	02-Jan	Season Total
Bedford	2282		2353		4033		22,064
Birmingham & S	477		407	PP		407	4,454
Bristol	4784	4440		4869		7,714	48,020
Cornish Pirates			2667		5654		22,758
Coventry		1306		802		PP	10,454
Doncaster		1365		1334			11,735
Exeter	6158		3952		7405		34,366
London Welsh	874	910		961		1,632	11,937
Moseley		901			998		7,237
Nottingham			1303		PP		8,600
Plymouth		1795		4430		2,168	24,342
Rotherham	1610		1257		PP	PP	7,845
Weekly Total	16,185	10,717	11,939	12,396	18,090	11,921	213,812
Average	2,698	1,786	1,990	2,479	3,015	2,980	

Highest 7,714 Bristol v Cornish Pirates January 1st
 Lowest 367 Birmingham v Exeter Chiefs October 17th

DISCIPLINE

CARDS BY TYPE

Week 16	Yellow Cards			Red	Total Cards
	Technical	Foul Play	Total		
2008/09	3	3	6	0	6
2009/10	5	2	7	0	7

Season	Yellow Cards			Red	Total Cards
	Technical	Foul Play	Total		
2008/09	94	40	134	4	136
2009/10	48	40	88	3	91

CARDS BY CLUB

By Club	Yellow	YR	Red	Total
Bedford	8			8
Birmingham	12		1	13
Bristol	6			6
Cornish Pirates	5			5
Coventry	7			7
Doncaster	7	1	2	9
Exeter	3			3
London Welsh	10			10
Moseley	9			9
Nottingham	6			6
Plymouth	8			8
Rotherham	7			7
Total	88	1	3	91